



This is an extract from our [2018 Corporate Responsibility Report](#)



Environment

Bell's award-winning leadership on the environment starts with its wide range of innovative programs, from sustainable buildings to the use of renewable energy. But it extends far beyond the company itself, from the requirements we include in supplier contracts to services like video conferencing that help customers meet their own environmental objectives.



This is an
extract from our
[2018 Corporate
Responsibility Report](#)

Our environmental vision

Environmental protection is core to our corporate responsibility approach and to Bell's goal to be recognized by customers as Canada's leading communications company. It aligns with our [Strategic imperatives](#), and with our determination to minimize our carbon footprint and safeguard the environment in every aspect of our operations. Our [Environmental policy](#), first issued in 1993, reflects our team members' values, as well as the expectations of customers, investors, and society.

We have been implementing and maintaining programs to reduce the environmental impact of our operations for more than 25 years





This is an extract from our [2018 Corporate Responsibility Report](#)

Environmental leadership

At Bell, we have been implementing and maintaining programs to reduce the environmental impact of our operations for more than 25 years. Our environmental management system (EMS) has been certified to be ISO 14001-compliant since 2009, making us the first Canadian telecommunications company to be so designated. Our diligent work to sustain this certification and our environmental protection performance in general, have been recognized by numerous external organizations.

Since 2015, for example, Bell has been listed on the Euronext Vigeo – World 120 stock index (the 120 most advanced companies in the European, North American and Asia Pacific regions), the Ethibel Sustainability Index (ESI) Excellence Global (which contains companies from Europe, North America and Asia Pacific that display the best performance in terms of corporate social responsibility), and Deutsche Boerse’s STOXX® Global ESG Leaders indices (a wide range of sustainability and corporate responsibility indices that investors can use as the basis for sustainable investment). In 2018, Bell was also named to the [CDP’s Climate Change A List](#) of the world’s leading businesses for environmental performance, the only Canadian telecommunications company to make the list.

These recognitions reflect our global environmental performance and the fact that many of our services and processes enable carbon abatement for us and our customers, from audio and video conferencing that substitute for business travel to [cloud computing, virtualization](#) and [sustainable real estate practices](#).

The business service solutions industry, of which Bell is a leading member in Canada, truly has the potential to make a difference in the global pursuit of lower-carbon economies. Efficiencies derived from our business service solutions enable Bell to mitigate its own carbon footprint, and the services we sell enable customers and partners up and down our supply chain to successfully pursue their own carbon-reduction strategies. For more information about the carbon abatement potential of our technologies, please see the Environmental benefits of Bell’s products and services section in the complete version of our Corporate responsibility report.



SDG 8.5

Audio and video conferencing substituting for business travel enable carbon abatement for us and our customers





This is an extract from our [2018 Corporate Responsibility Report](#)

Environmental challenges

Our most significant environmental issues are climate change and energy consumption, waste management, including electronic device recovery, and petroleum-product equipment management.

Of these topics, 2 (climate change and energy consumption, and electronic device recovery) are made more complex because we have much less control over the factors which most influence the outcomes. Not only do our operations consume energy, especially in data centres, but so does every device in a customer's hands that connects to our network. As smartphones and other devices get smarter, they consume more energy. In order to provide seamless access and faster service for these devices, we continue to expand our network coverage. This creates more waste as we replace outdated infrastructure with modern technology such as fibre optic cable. Similarly, customers are upgrading their devices more frequently today, creating a steady stream of e-waste. Since we sell this technology, we recognize that we also have a role in minimizing the number of discarded devices sent to landfill. Keeping track of these issues takes a dynamic and responsive management system.

We recognize that we have a role in minimizing the number of discarded devices sent to landfill

Bell's petroleum storage tanks are essential to meeting our day-to-day needs for heating facilities and for our back-up power generators. They are critical assets in emergencies such as ice storms, when areas are without power for extended periods. For information on petroleum-product equipment management, please see the [Petroleum-products equipment management](#) information sheet on the Corporate responsibility overview page of our website.



Bell partners with Electrobac to help divert e-waste from landfill.



This is an extract from our [2018 Corporate Responsibility Report](#)

Climate change GRI 201-2

There is international scientific consensus that greenhouse gas (GHG) emissions generated by human activities, especially carbon dioxide (CO₂), are major contributors to climate change.¹ The global scientific evidence highlights companies' responsibility both to take action to help fight climate change, as well as to adapt to its consequences. As a responsible corporate citizen, Bell is taking action on both fronts.

Our contribution to help fight climate change

Mitigating climate change is about reducing the release of GHG emissions that are warming our planet. There are many mitigation strategies, including implementing energy savings initiatives, such as retrofitting buildings to make them more

energy efficient; adopting renewable energy sources like solar and wind; and helping customers to reduce their own carbon footprint, for example through the use of technologies as a substitute for transportation.

Energy savings SDG 8.4

Our endeavor to contribute to climate change mitigation starts with our own energy consumption. We strive to save energy and reduce GHG emissions, among other targets, by increasing energy efficiency at Bell facilities, reducing the fuel consumption of our vehicles and using alternatives to business travel. To ensure a rigorous governance of energy consumption and to support Bell's climate change strategy to meet our carbon-emission objectives, in 2008, we created the Energy Board, a management-level committee reporting to the HSSEC Committee (to learn more please see page 13 of our complete Responsibility report). This committee's specific mandate is to identify and support the implementation of energy-reduction initiatives in 3 areas: our facilities (buildings, telecom network, and IT infrastructure), our vehicle fleet, and substituting technology for travel.

Bell's Energy Saving program overseen by the Energy Board is an important part of achieving our GHG emission reduction targets. It also enhances our cost competitiveness by offsetting rising energy costs. Indeed, our carbon-reduction efforts help us spend less on fuel and electricity, which supports one of our key corporate strategic imperatives: to achieve a more competitive cost structure.

The Bell team has made substantial progress in terms of energy savings since 2008, even as we expanded our overall operations through growth and acquisitions. By reducing electricity consumption at Bell facilities, improving fuel efficiency in company vehicles, and using phone, video and web conferencing tools to curtail business travel, we have prevented the release of nearly 65 kilotonnes of CO₂ equivalent emissions, saving an estimated \$81 million. The table on the next page illustrates the cumulative energy reduction.

¹ To learn more about the 2018 special report of the Intergovernmental Panel on Climate Change (IPCC), [click here](#).



This is an extract from our [2018 Corporate Responsibility Report](#)

Energy consumption reduction since 2008 GRI 302-4

	ELECTRICITY	FUEL	TRAVEL
Energy	352.52 GWh	8.89 million litres	N/A
CO ₂ equivalent	38.75 kilotonnes	20.89 kilotonnes	4.66 kilotonnes

This is the same as...



Electricity for **35,252 homes** for a year



Fuel for **161,603 tanks of gas** in a mid-sized car



Fuel for **7,247 airplane trips** across Canada

Renewable energy SDG 8.4

At least 53%¹ of the 1,891,041 MWh of electricity we consumed in 2018² was from renewable sources, such as water, wind, tides and the sun. Of this, 88% was from hydro sources. The Bell network also generated approximately 170,000 kWh of renewable energy in 2018 from solar and wind power sources. Our 9 photovoltaic and diesel hybrid power systems in Canada's

northern territories generate 80,000 kWh of renewable energy every year. These systems saved 110,000 litres of diesel (and approximately \$200,000), the equivalent of 307 tonnes per year of CO₂.

To learn more about our energy savings and renewable energy initiatives, please see the [Energy efficiency](#) information sheet on the Corporate responsibility overview page of our website.

Environmental benefits of Bell's products and services SDG 8.4

We have long understood that the use of telecommunication technologies (such as cloud services, virtualization, teleconferencing, etc.) helps fight climate change by reducing the carbon footprint of our customers and our own operations.³ Indeed, our products and services help our customers reduce their energy needs, cut carbon emissions and enhance productivity in numerous ways. For example, Bell hosts our enterprise customers' servers in our highly energy-efficient data centres. And our IoT services can be used to optimize asset and fleet management as well as for Smart building, Smart city, Smart operations and Smart fieldwork applications.

Our objective is to continue developing business solutions such as cloud services and virtualization that reduce carbon footprints, both for our customers and for ourselves. One way we do this is by fostering innovation and entrepreneurship by engaging with cleantech clusters, such as [Écotech Québec](#), that are focused on accelerating the development of clean technology. Through such partnerships, Bell aims to support local innovation and to liaise with cleantech entrepreneurs to improve our environmental performance. With our Écotech Québec partnership, Bell also has access to leading cleantech clusters in 12 countries through the International Cleantech Network. SDG 17.17

¹ Calculation based on data for 2016 from [Electricity in Canada: Summary and Intensity Tables of the Canadian National Inventory Report \(1990-2017\)](#), published April 15, 2019.

² Based on energy consumption data from October 1, 2017 to September 30, 2018.

³ As demonstrated by the Global eSustainability Initiative. See www.gesi.org.



This is an extract from our [2018 Corporate Responsibility Report](#)

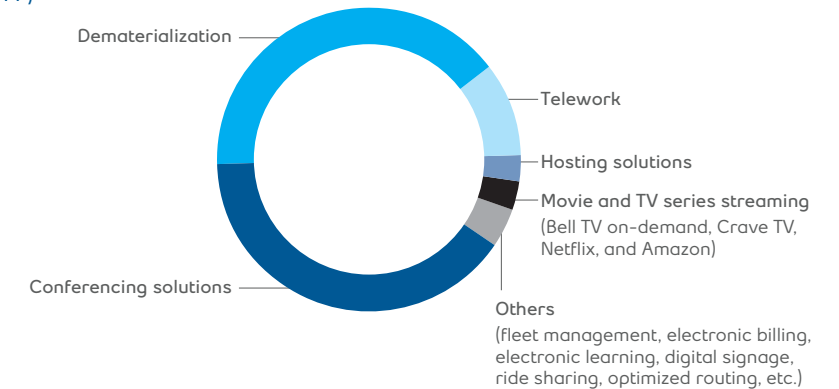
Bell leads by example, demonstrating in our own operations some of the many practical ways that business service solutions offer simple and smart ways to improve productivity while reducing energy costs and GHG emissions.

Our initiatives include:

- **Virtualization and cloud computing** to encourage optimal use of space, power, and cooling resources by consolidating servers and storage¹
- **Electronic controls coupled to the communication network** to reduce energy consumption in buildings
- **IoT applications** to improve monitoring and controls of industrial equipment and all manner of everyday appliances
- **Telemetry systems** to reduce idling and optimize the routes of commercial vehicles
- **Teleconferencing** to reduce travel needs²
- **Social networks** to facilitate carpooling and car sharing.

To understand our net impact on the planet's carbon load, we have developed a methodology in collaboration with Groupe AGÉCO to quantify the environmental benefits of our products and services. Our analysis concluded that, in 2017, Bell technologies enabled carbon abatement for our customers of more than 885 kilotonnes,³ which is equivalent to more than 2.4 times our corporate carbon footprint. Overall, this is a net gain for the planet.

Carbon abatement enabled by Bell technologies (2017)



This analysis is the second of its kind performed at Bell. The environmental benefits measured in 2017 are likely understated given the conservative assumptions selected and the complexity of the data acquisition process. Nevertheless, this analysis confirms that our products and services have a significant carbon abatement potential that we intend to continue to promote. Potential future benefits are also becoming clearer: for example, according to the Global eSustainability Initiative (GeSI) [SMARTer2030](#) report, widespread deployment of business service solutions could save up to 10 times the carbon emissions generated by the sector itself by 2030.

¹ To learn more about virtualization, please [click here](#)

² To learn more about teleconferencing, please [click here](#)

³ Taking into account products and services for which Bell has developed the technology and plays a fundamental role in its delivery to clients, and products and services for which Bell has not developed the technology, but enables it by providing the network.



This is an extract from our [2018 Corporate Responsibility Report](#)

Greenhouse gas (GHG) emissions performance

Bell takes its objective to control and reduce its GHG emissions where possible seriously (see Bell's GHG emission reduction objective in the complete version of our Corporate responsibility report). As noted elsewhere (see Impact of the business model in the complete version of our Corporate responsibility report), the level of our Scope 1 (direct) GHG emissions is affected by

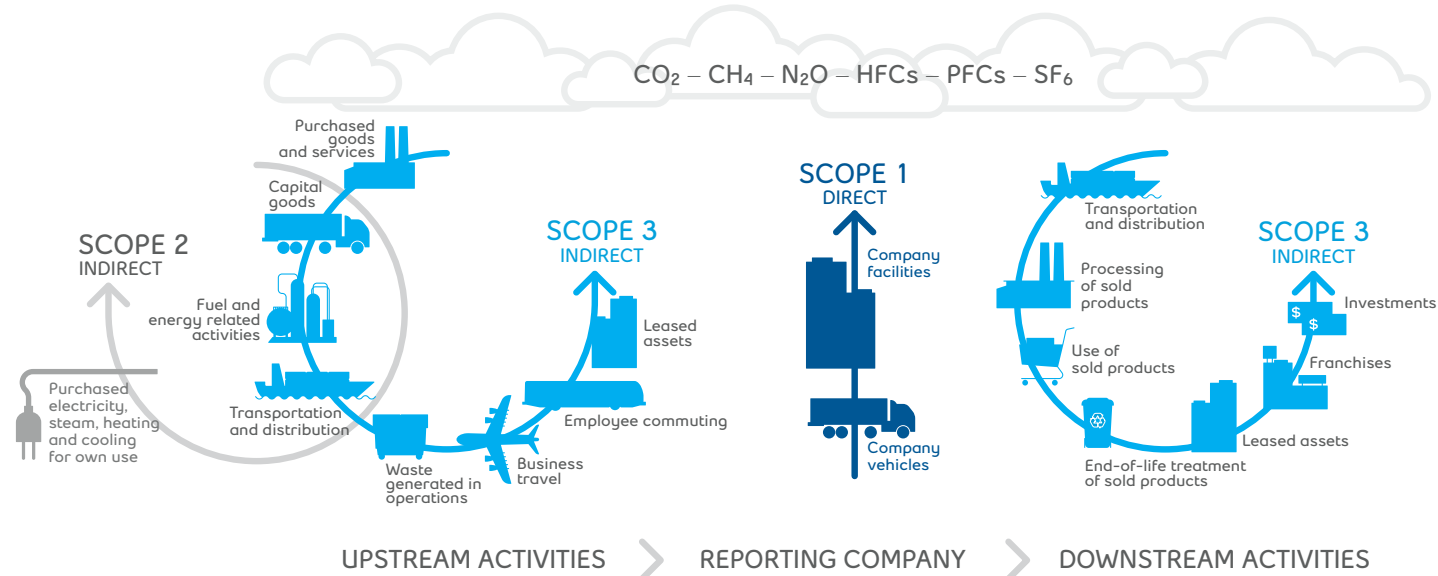
Bell's vertical integration, which includes installation and construction often outsourced by other telecommunications companies. In addition, our diversification into broadcast and other lines of business to sustain the company's growth affects our Scope 2 (indirect) emissions. The table below illustrates Bell's corporate carbon footprint.

GHG emissions

Kilotonnes of CO₂ equivalent, 2017, 2018¹

SCOPE	SCOPE DESCRIPTION		2018 ³	2017
Scope 1	Direct GHG emissions from sources that are owned or controlled by Bell	GRI 305-1	137.03	134.76
Scope 2	Indirect GHG emissions associated with the consumption of purchased electricity, heat, steam, and cooling	GRI 305-2	199.39	221.46
Scope 3	Other indirect GHG emissions related to Bell business travel activities ²	GRI 305-3	9.30	9.30
Total		GRI 305-5	345.72	365.52
Total GHG emissions reduced in period				19.80

To learn more about our energy consumption, GHG emissions, and their year-over-year variations, please see the Energy consumption and greenhouse gas emissions information sheet on the Corporate responsibility overview page of our website.



Based on the image from [GHG Protocol website](#). Verification of the data reported and assumptions made can be found in the Greenhouse gas emissions report on the Corporate responsibility overview page of our website.

1 PwC provided limited assurance over this indicator. Please see [PwC's assurance statement](#)
 2 Business travel activities include travel by air, rail, rented vehicles, and personal vehicles
 3 Based on energy consumption data from October 1st, 2017 to September 30th, 2018.



This is an extract from our [2018 Corporate Responsibility Report](#)

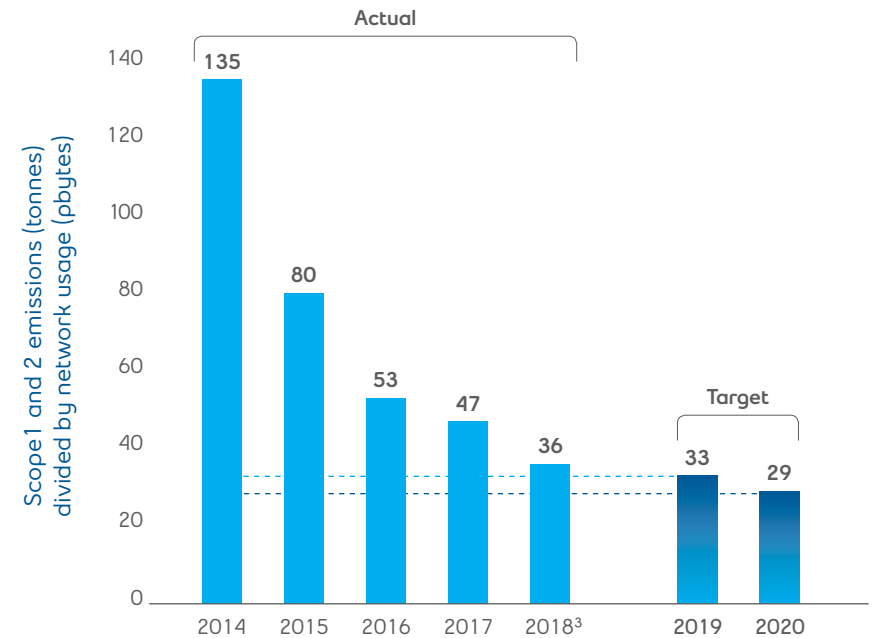
Bell's GHG emission reduction objective

Bell has a near-term objective on GHG emissions reduction, and is working at the same time on defining a longer-term science based target (see section below). We will continue implementing mitigation measures that seek to reduce our energy and fuel consumption, and, as a result, our annual GHG emissions intensity. Our near-term objective is to reduce the ratio of our Scope 1 and 2 GHG emissions (tonnes of CO₂ equivalent) to our network usage (PBytes)¹ by 75% of our 2014 level by the end of 2020.

This intensity target expresses the footprint of our operations in a meaningful way, recognizing the carbon reduction-enabling capabilities of our products and services please (see Environmental benefits of Bell's products and services in the complete version of our Corporate responsibility report). Despite our numerous energy savings and renewable energy initiatives, our energy consumption has historically been going up given our significant business growth. On the other hand, Bell's network usage – which aims to quantify the use of our technologies – is growing much faster than our energy consumption, which shows significant network efficiency gains. Since 2014, our GHG emissions per network usage showed a 73% improvement.²

GRI 305-4

Bell's GHG emissions reduction objective GRI 305-4



Science-based target

As a recognized environmental leader, Bell is working on a new approach to setting emission-reduction objectives using a [science-based](#) methodology with the CDP – a global organization that helps companies improve their sustainability initiatives – and its various partners such as World Resources Institute ([WRI](#)) and Groupe AGÉCO. This methodology aims to help limit global temperature rise below 1.5°C compared to pre-industrial levels, in line with the 2015 Paris Agreement. We will use this as a base for determining how such objectives could be achievable in Bell's operations.

We expect to conclude this ambitious endeavor by 2025.

¹ Network usage includes residential and wholesale Internet, business Internet dedicated (BID), virtual private network (VPN), IPTV, Inter-Network Exchange (INX), prepaid and postpaid wireless services, wireless-to-the-home, Voice-over-LTE (VoLTE) traffic, IoT, and enterprise usage, both in Canada and on international roaming partners' network. As methodology for gathering the network usage differs from one carrier to another, and because a company's business model directly impacts the amount of GHG it generates and how those GHG are calculated and classified (as noted in Impact of the business model on page 20 of the complete version of our Corporate responsibility report), the ratio itself cannot be used to directly compare carrier performance

² From December 31, 2014 to September 30, 2018

³ Based on energy consumption and network usage data from October 1, 2017 to September 30, 2018.



This is an extract from our [2018 Corporate Responsibility Report](#)

Bell's adaptation to climate change impacts

Despite worldwide efforts to reduce global GHG emissions going forward, scientific evidence such as the 2018 IPCC Special Report¹ demonstrate that even current levels of global warming are likely to exacerbate the impacts and risks for people, economies and ecosystems, including the frequency and severity of weather events. According to the [World Economic Forum's Global Risks Report 2019](#), risks related to climate change are increasingly dominating the risk landscape, both in terms of likelihood and impact.

Bell takes those risks very seriously. Our critical infrastructure and facilities must provide a consistent, secure, and reliable environment in which to operate our network and IT infrastructure, and to house team members. Our operations depend on how well we protect our networks, as well as other infrastructure and facilities, against damage from natural disasters, including seismic and severe-weather events such as ice, snow and windstorms, flooding, and tornadoes. Accordingly, Bell is committed to implementing adaptation measures that ensure the resiliency of our operations and the security of our team members.

Our approach includes quantifying risks and opportunities stemming from climate-change issues with a view to leveraging Bell's products and services to enable carbon reduction. This entails identifying the potential impact of severe weather on our operations with our business continuity team as it assesses threats, vulnerabilities, and impacts on our business and develops risk-mitigation plans. We monitor the potential for current and future climate-related legislation, policy, and regulations that may affect our business, and report on these findings to our internal HSSEC committee twice a year.

At an asset level, our corporate real estate, risk management, and business continuity teams assess risks and opportunities for our buildings, networks, and fleet. Buildings and networks are prioritized by how essential they are to the continued delivery of key communication services. This leads to plans for mitigating risk and improving operations. Natural disasters and energy costs are the most significant issues for our risk and opportunity assessment.

Climate-related disclosure

We address our climate change mitigation and adaptation efforts in this report and in our annual report to the [CDP](#). The CDP is an organization that helps investors assess climate change related risks and opportunities, and is supported by over 525 financial planners, advisors, wealth managers, and institutional investors managing a total of U.S. \$96 trillion in assets. Bell is the only Canadian telecommunications company to have earned a position on [CDP's 2018 Climate Change A List](#) (CDP's highest score), demonstrating our commitment to taking corporate action on climate change and leading by example.



In 2018, CDP's questionnaire was updated to integrate disclosures recommended by the Financial Stability Board's Task Force on Climate-related Financial Disclosures ([TCFD](#)). Bell endorses the 11 disclosures recommended by the TCFD, which address how organizations

manage climate-related risks and opportunities to help reduce investors' climate-related risks, maximize their financial rewards, and minimize market disruptions. To learn more about our reporting on TCFD recommended disclosures, please see the [Statement related to the Task Force on Climate-related Financial Disclosures](#) information sheet on the Corporate responsibility overview page of our website.

¹ To learn more about the 2018 special report of the Intergovernmental Panel on Climate Change (IPCC), [click here](#).



This is an extract from our [2018 Corporate Responsibility Report](#)

Managing waste

SDG 11.6

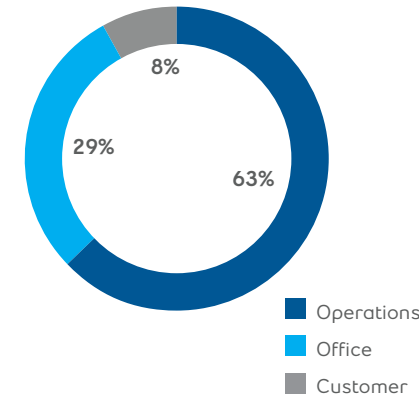
Diverting waste from landfill

Bell has integrated much of its installation and construction functions. This makes us accountable for managing a large part of our network waste ourselves. Outsourcing such functions would allow us to reduce our waste-to-landfill results, but we would not be able to maintain direct control over functions that directly influence customer service and operations.

To minimize the amount of waste we send to landfill, Bell runs several programs to reduce, reuse, recycle or repurpose waste generated to operate our business.

100% of customer-facing and hazardous waste is diverted from landfill every year. In 2018, we diverted more than 64% of overall waste from landfill. Waste from operations represented 63% of this total, while offices represented 29%, and the amount associated with customer e-waste represented 8%. Of the operational waste generated, we diverted 61% from landfill. 65% generated in offices was diverted from landfill.

Overall waste 2018 (in %)



64%:
Overall waste diverted from landfill¹

Recovered waste 2018 (in tonnes)

	2018	% DIVERTED	CHANGE (PERCENTAGE POINTS)
Operations			
Fleet ²	508	100	-
Hazardous Materials ³	1,320	100	-
Packaging products ⁴	1,406	80	-
Hardware ⁵	17,199	56	+5
Office	9,419	65	-2
Customers ⁶	2,479	100	-

1 PwC provided limited assurance over this indicator. Please see [PwC's assurance statement](#)
 2 Tires, batteries, oil and oil filters and used engine antifreeze
 3 Lead-acid batteries, alkaline batteries, fluorescent tubes, oily containers, contaminated rags and absorbents, aerosols and other pressurized containers, paints, solvents, and glues
 4 For network equipment, such as wood pallets, cardboard boxes and plastic wrap
 5 Telecom materials, such as cables, terminals, utility poles and cable reels
 6 TV receivers, modems, phones and accessories.



This is an extract from our [2018 Corporate Responsibility Report](#)

Two new waste indicators and objectives

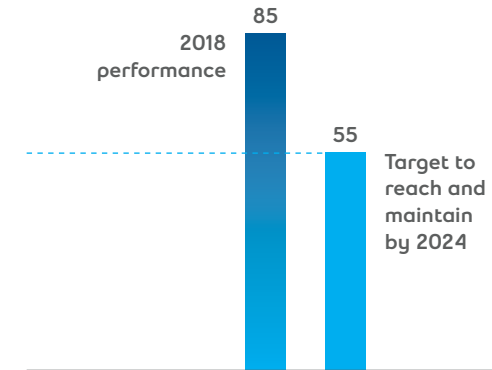
Over the last 5 years, the year-over-year comparability of our waste management data has been diminished by several factors, the most important of which is major strategic business acquisitions (e.g., Q9 Networks, Astral, Bell Aliant, BellMTS, AlarmForce, Axia). Recent analysis of how we report our waste management data has resulted in the adoption of 2 new indicators. We decided to take a step back in order to analyze our waste management data and rethink how we report it. This effort has resulted in implementation of two new indicators. Compared to the diversion rate objective we previously reported, our new objective does not overshadow reduction efforts at the source. This is important because many of our environmental initiatives focus on reduction at the source, such as reduced consumption of paper for administrative purposes and packaging. Furthermore, the formulation of this new objective has the advantage of being tangible for team members. Without action on the part of every team member, reducing waste in our offices would not be possible. As a result, we are now reporting our progress on reaching and maintaining 55kg of waste sent to landfill per employee per year in Bell-owned or -leased administrative buildings by 2024.

In 2018, we sent an average of 85kg of waste to landfill per employee from administrative buildings.¹

In addition to our administrative waste objective, we will begin reporting our progress toward our new objective of recovering and diverting to certified recyclers 100% of generated hazardous waste by 2024. Currently, we are diverting 100% of the hazardous materials we recover, including all of our network batteries and residual material from our fleet services. However, we have collection gaps in Atlantic Canada and Manitoba for aerosols, fluorescent tubes and paint. This difference is due to the recent integration of activities in these provinces. Even if certain items are not designated as hazardous waste in some of these provinces, we still aim to apply the high standard of our residual hazardous materials management program all across the country.

Waste from administrative buildings sent to landfill

2018 (in kg per employee)



Although these categories of hazardous waste represent less than 3% of our total waste, we believe they should be recovered and diverted to certified recyclers. We aim to have collection services in all provinces by 2024.



Our new indicator illustrates the gap between generated and recovered hazardous waste.

In 2018, we were able to recover and divert to certified recyclers approximately 99% of all generated hazardous materials.¹

Please see [Waste management](#) on the Corporate responsibility overview page of our website for more details.

¹ PwC provided limited assurance over this indicator. Please see [PwC's assurance statement](#).



This is an extract from our [2018 Corporate Responsibility Report](#)

Environmental stewardship for customer-facing electronic devices

Bell provides customers with programs to help them protect the environment by making it easier to recycle their products, including mobile phones, Bell Internet modems and Bell TV receivers. In 2018, thanks to our customers' participation in our recovery programs, Bell diverted more than 2,478 tonnes of electronics from landfill.

Customer-facing electronic waste collected

2018 (in tonnes)

ITEM	TONNES
TV receivers	1753
Modems	689
Mobile devices	34
Mobile phone batteries	1.5
Mobile phone accessories	1
Total	2,478.5

Bell recovers mobile phones through two complementary programs: the Bell Trade-in program and the [Bell Blue Box](#) program. Launched in 2003 and available at all Bell stores, Virgin Mobile stores and participating The Source locations, the Bell Blue Box program was the first cross-Canada collection program established by any company for re-using and recycling mobile phones. Bell donates the net proceeds from the Bell Blue Box program to a partner in the Bell Let's Talk mental health initiative.

In addition, Bell participates in provincial recycling programs for other electronic products, such as tablets, headsets, TVs, computers, and batteries. For more details on these programs, visit [Bell.ca/recycling](#).

Recovery is difficult to predict and control, as it depends on the rate at which customers upgrade to newer devices. Often, recovery relates to economic activity: during economic downturns, people upgrade their devices and sign up for new plans less frequently. It is also dependent on customer behaviour. A 2017 CWTA/Recycle My Cell [study](#) reports that 62% of Canadians say they have cell phones in their possession that they are not using and are being stored. This has made it difficult for us to predict how many phones we would be able to collect and therefore difficult to set an objective.

Bell's customer-facing device recovery objective

We believe that we have an important role to play in the recovery of used electronic devices from customers given our close relationship with them. Last year, we began reporting on our progress toward our objective of recovering 10 million used TV receivers, modems, and mobile phones between January 1, 2016 and the end of 2020.

We have recovered 7,348,684 units since January 2016, and on target to meeting our 2020 objective.

The following table details the breakdown of how many of each type of device we have collected since January 2016.

Customer-facing electronic devices recovery

2016–2018 (amount of units collected)

	2018	2017	2016
TV receivers	1,151,635	1,268,793	1,103,220
Modems	1,052,726	1,051,270	945,715
Mobile phones	356,281	200,536	218,508
Total	2,560,642¹	2,520,599	2,267,443

Please see the [Waste management](#) information sheet on the Corporate responsibility overview page of our website for more details.

¹ PwC provided limited assurance over this indicator. Please see [PwC's assurance statement](#).



This is an extract from our [2018 Corporate Responsibility Report](#)

Other environmental programs

In addition to the priority environmental initiatives detailed in this section, Bell operates many more programs through our certified ISO 14001-compliant environmental management system (EMS).

Please see the Corporate responsibility overview page of our website for information on [environmental incidents](#), [environmental site assessments](#), [sustainable buildings](#), [environmental training](#), [sustainable events](#), [electronic billing](#), [biodiversity and integration into the physical environment](#), [vehicles](#), [halocarbons](#) and [water consumption](#).

These programs are integrated throughout Bell’s business units and subsidiaries and are governed by local environmental coordinators. Each environmental coordinator reports to the Corporate Responsibility and Environment team on action plans and results throughout the year. These programs form the foundation of our company-wide EMS. Thanks to our continued diligence in constantly improving our environmental management system and processes, we have been certified as ISO 14001-compliant for 10 consecutive years.

For more information on our EMS, [click here](#). For more information on the governance of corporate responsibility topics at Bell, please see Management of corporate responsibility at Bell in the complete version of our Corporate responsibility report.

